

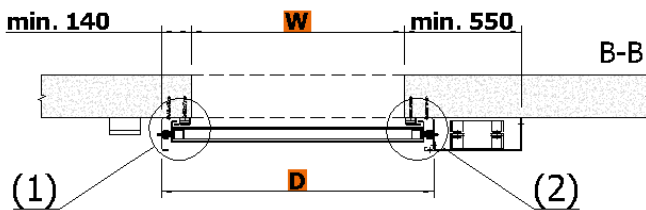
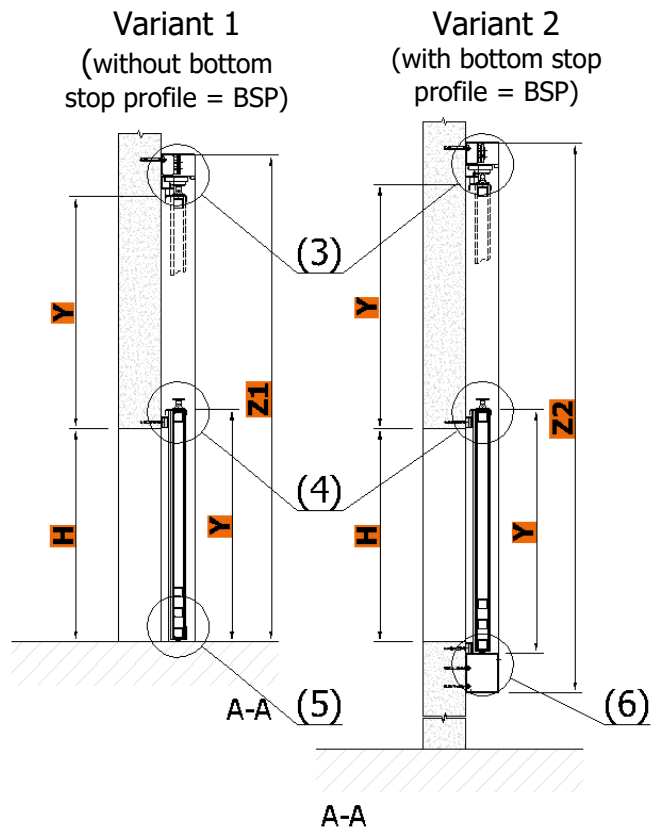
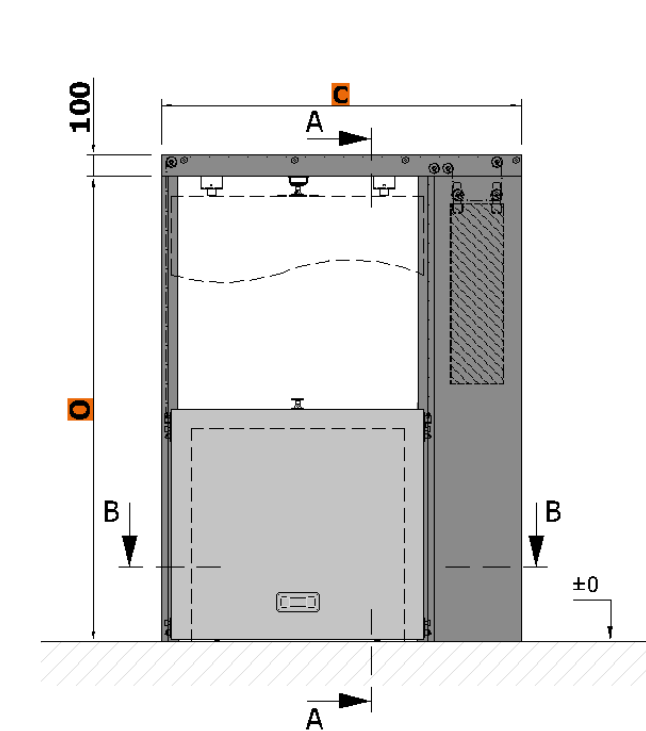


TECHNICAL DATA SHEET VERTICALLY SLIDING FIRE GATES GGG-MINI EI 60

Technical data sheets serve to determine the basic space requirements of vertically sliding fire gates. Other dimensions or atypical demands can be solved upon request.

GGG-MINI EI 60

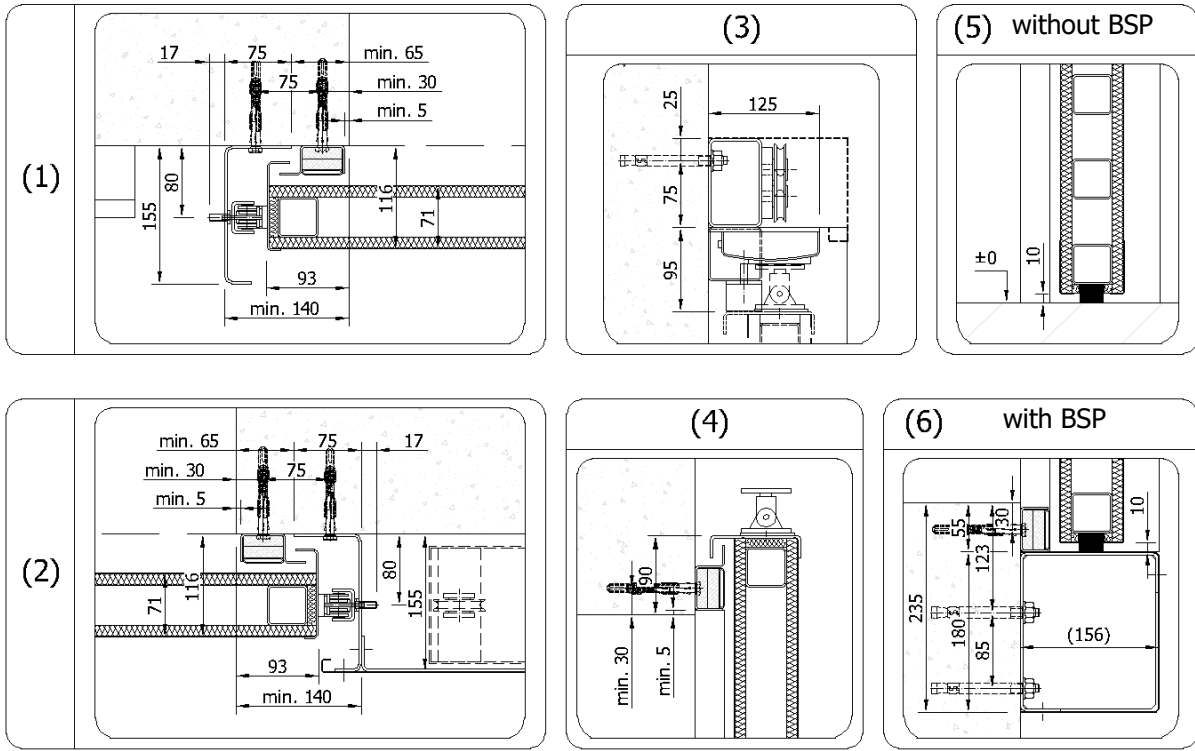
COUNTERWEIGHT ON ONE SIDE



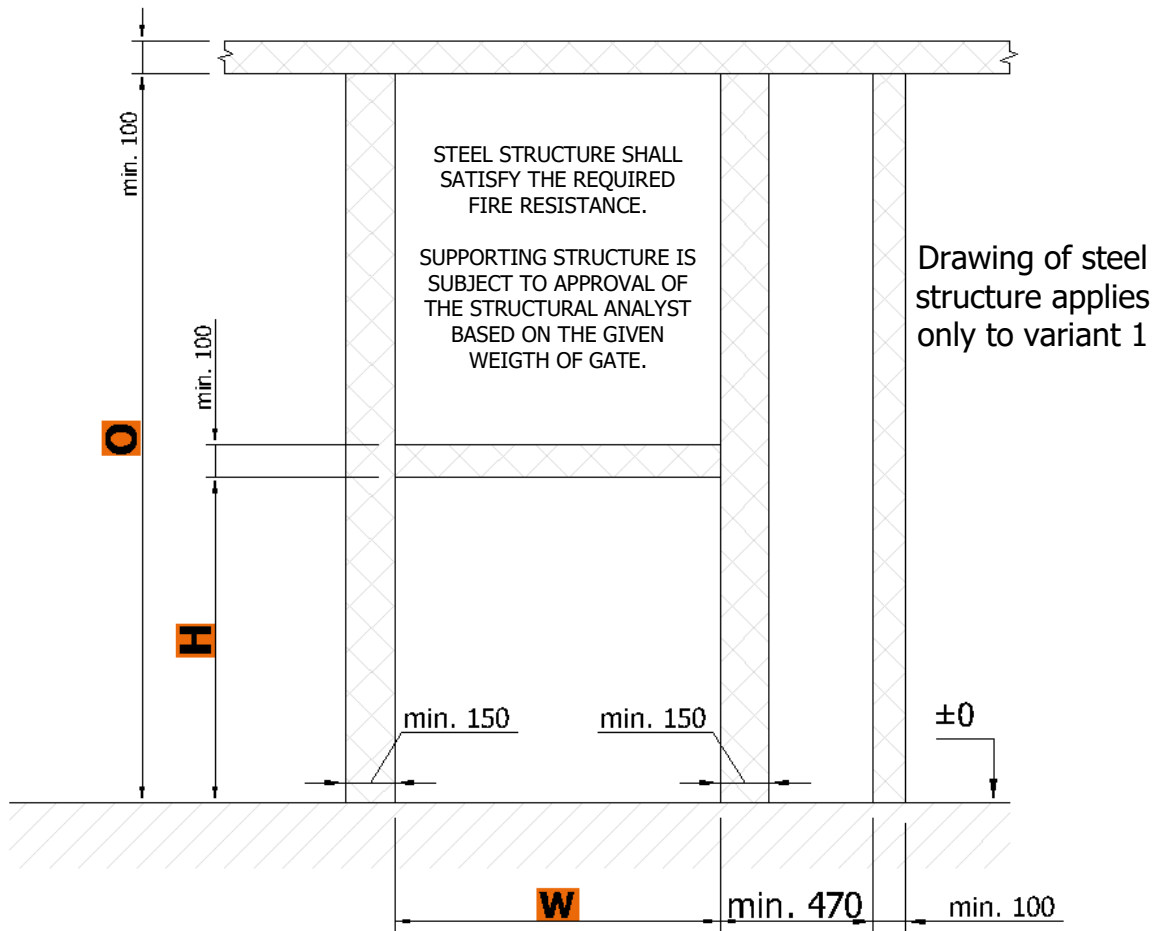
Gate leaf weight = MAX 150 kg
Opening area = MAX 1,5 m²

W	opening width	= min. 500 mm; max. 2000 mm
H	opening height	= min. 500 mm; max. 3000 mm
Y	gate range	= H + 90 mm (Variant 2 = H + 145 mm)
D	external pitch of guide tracks	= W + 2x min. 140 mm (+ 2x 17 mm bolts)
C	overall width	= W + min. 690 mm
O	bottom edge of anchor profile	= 2x H + min. 185 mm (Variant 2 = 2x H + min. 240 mm)
Z1	overall height Variant 1	= 2x H + min. 285 mm
Z2	overall height Variant 2	= 2x H + min. 520 mm

Average weight of gate leaf m = approx. 100 kg/m²



Minimum required dimensions of steel structure



Construction readiness of the opening is secured by the customer according to the requirements of the contractor and depending on the type of jamb and lintel of the opening.
 Anchor profile can be fixed with anchor bolts (concrete, solid brick) or on prepared steel structure with appropriate fire resistance (plasterboard wall, sandwich panels, etc.). It is necessary to keep flatness of the wall and the floor with a deviation of max. 3 mm/m.
 Technical changes reserved.