

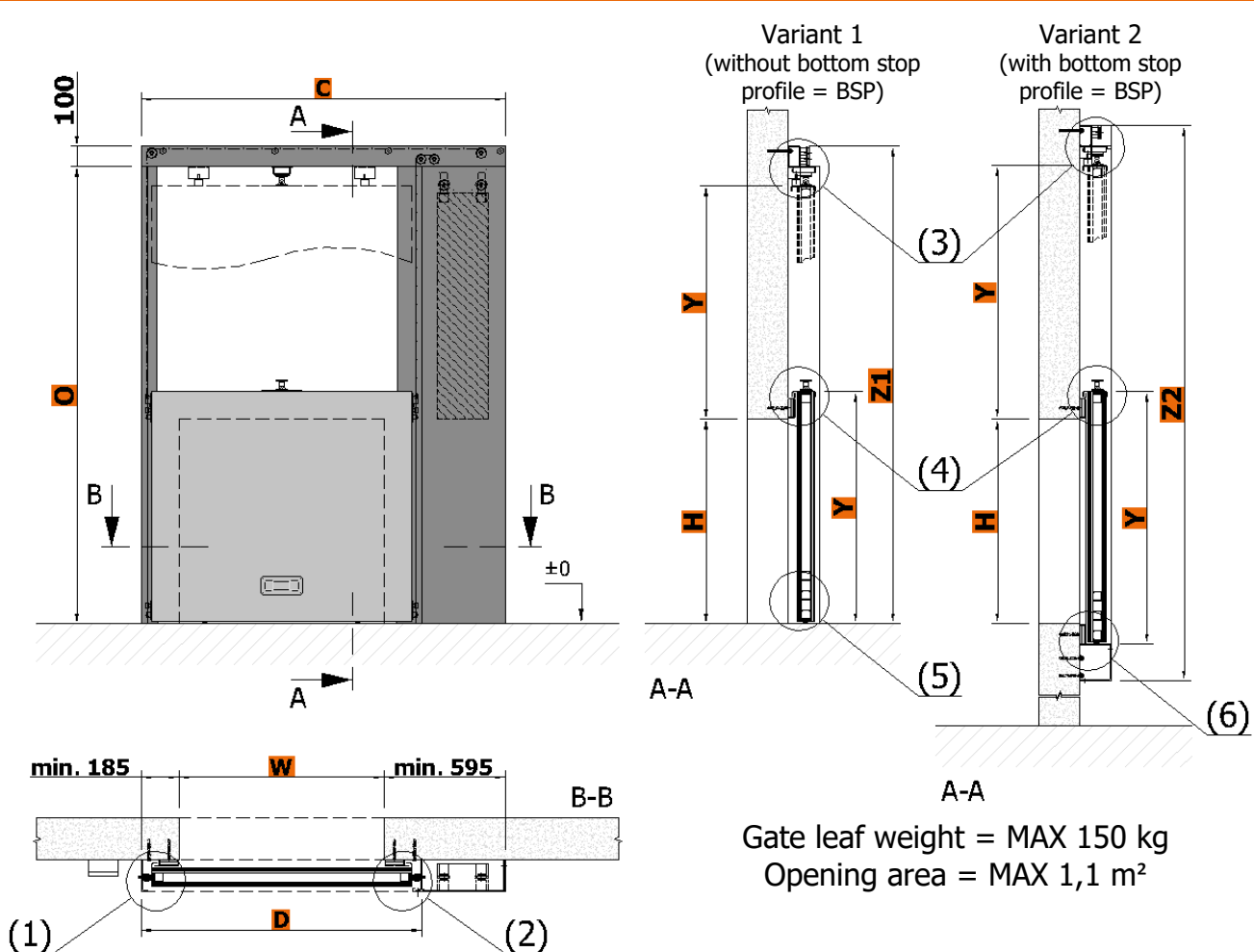


## TECHNICAL DATA SHEET VERTICALLY SLIDING FIRE GATES GGG-MINI EI 120

Technical data sheets serve to determine the basic space requirements of vertically sliding fire gates. Other dimensions or atypical demands can be solved upon request.

### GGG-MINI EI 120

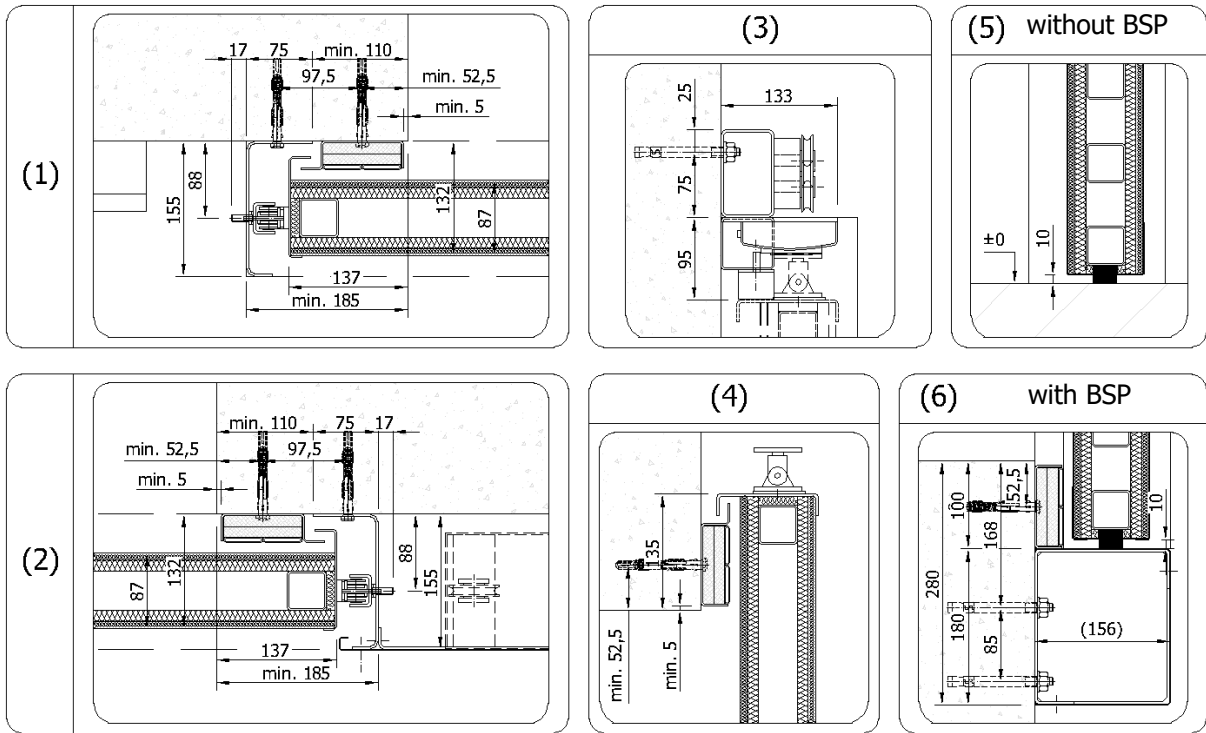
### COUNTERWEIGHT ON ONE SIDE



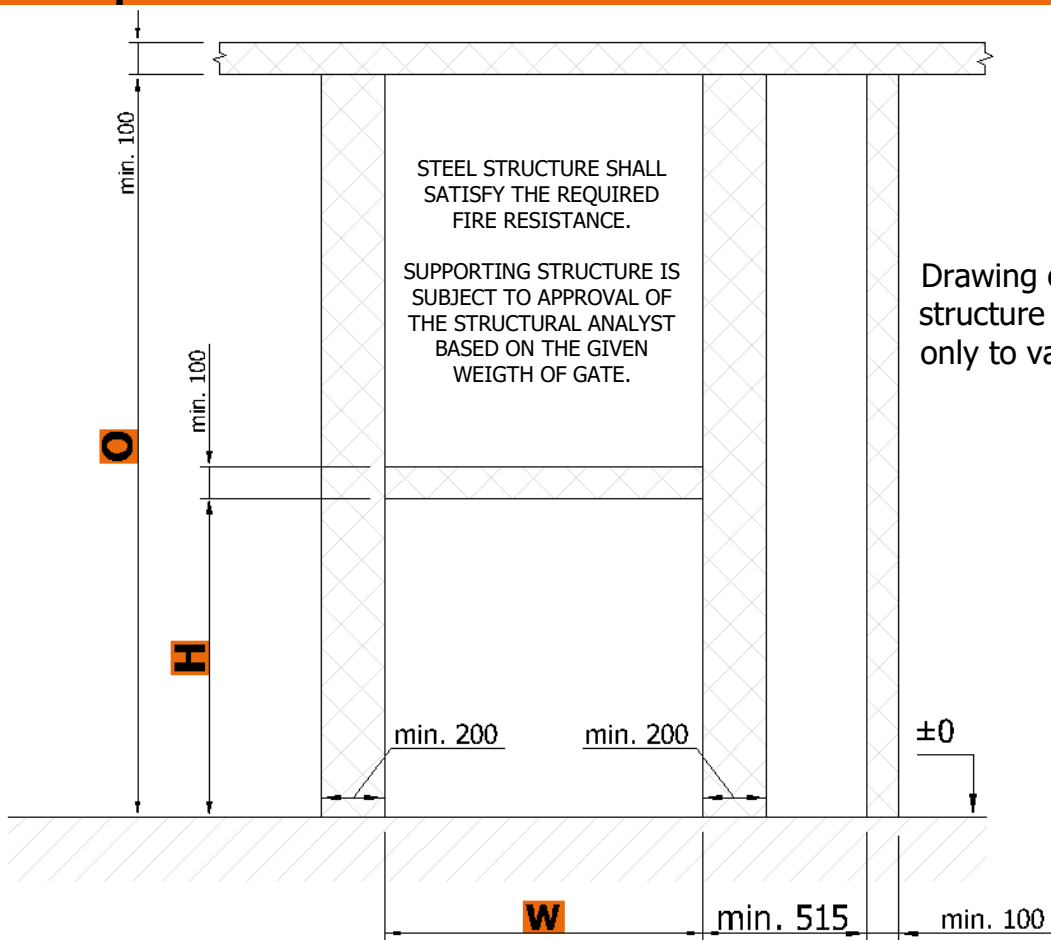
Gate leaf weight = MAX 150 kg  
Opening area = MAX 1,1 m<sup>2</sup>

W	opening width	= min. 500 mm; max. 2200 mm
H	opening height	= min. 500 mm; max. 2200 mm
Y	gate range	= H + 135 mm (Variant 2 = H + 235 mm)
D	external pitch of guide tracks	= W + 2x min. 185 mm (+ 2x 17 mm bolts)
C	overall width	= W + min. 780 mm
O	bottom edge of anchor profile	= 2x H + min. 230 mm (Variant 2 = 2x H + 330 mm)
Z1	overall height Variant 1	= 2x H + min. 330 mm
Z2	overall height Variant 2	= 2x H + min. 610 mm

Average weight of gate leaf m = approx. 135 kg/m<sup>2</sup>



**Minimum required dimensions of steel structure**



Construction readiness of the opening is secured by the customer according to the requirements of the contractor and depending on the type of jamb and lintel of the opening.  
 Anchor profile can be fixed with anchor bolts (concrete, solid brick) or on prepared steel structure with appropriate fire resistance (plasterboard wall, sandwich panels, etc.). It is necessary to keep flatness of the wall and the floor with a deviation of max. 3 mm/m.  
 Technical changes reserved.