

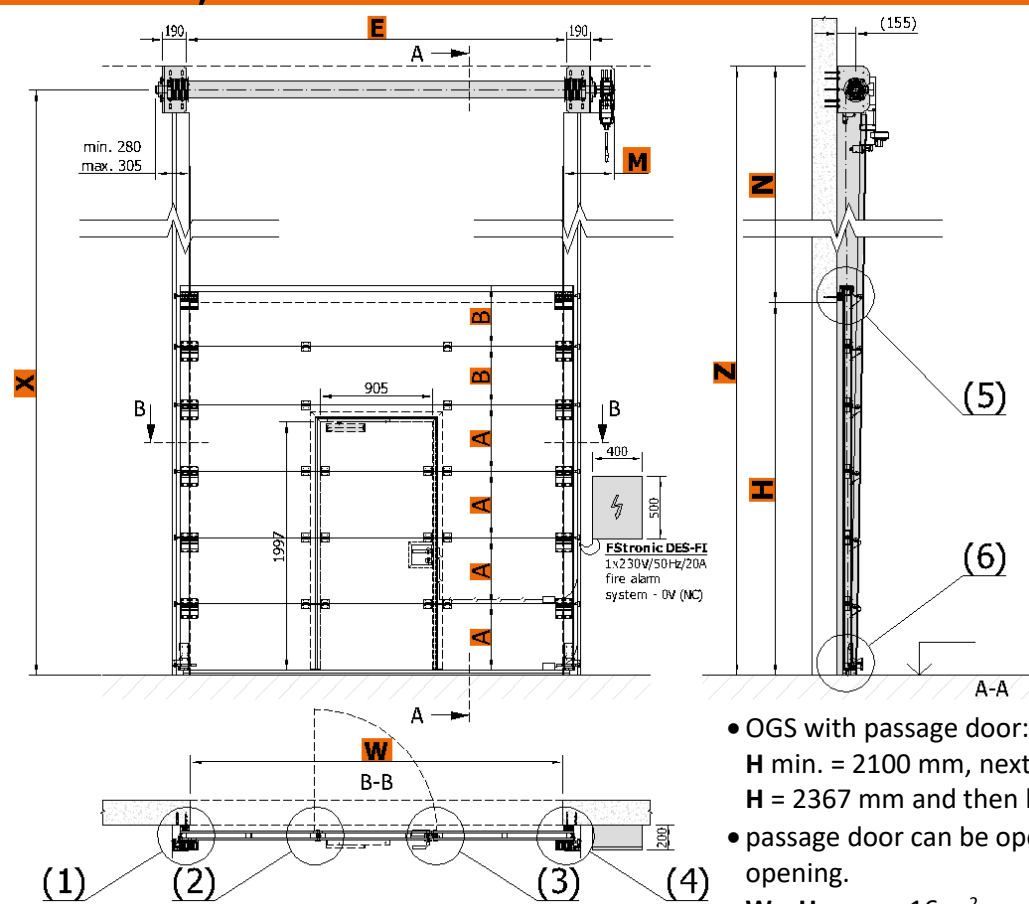


TECHNICAL DATA SHEET SECTIONAL FIRE GATES VERTICAL OGS EI 60, EW 90

Technical data sheets serve to determine the basic space requirements of sectional fire gates. Other dimensions or atypical demands can be solved upon request.

OGS EI 60, EW 90

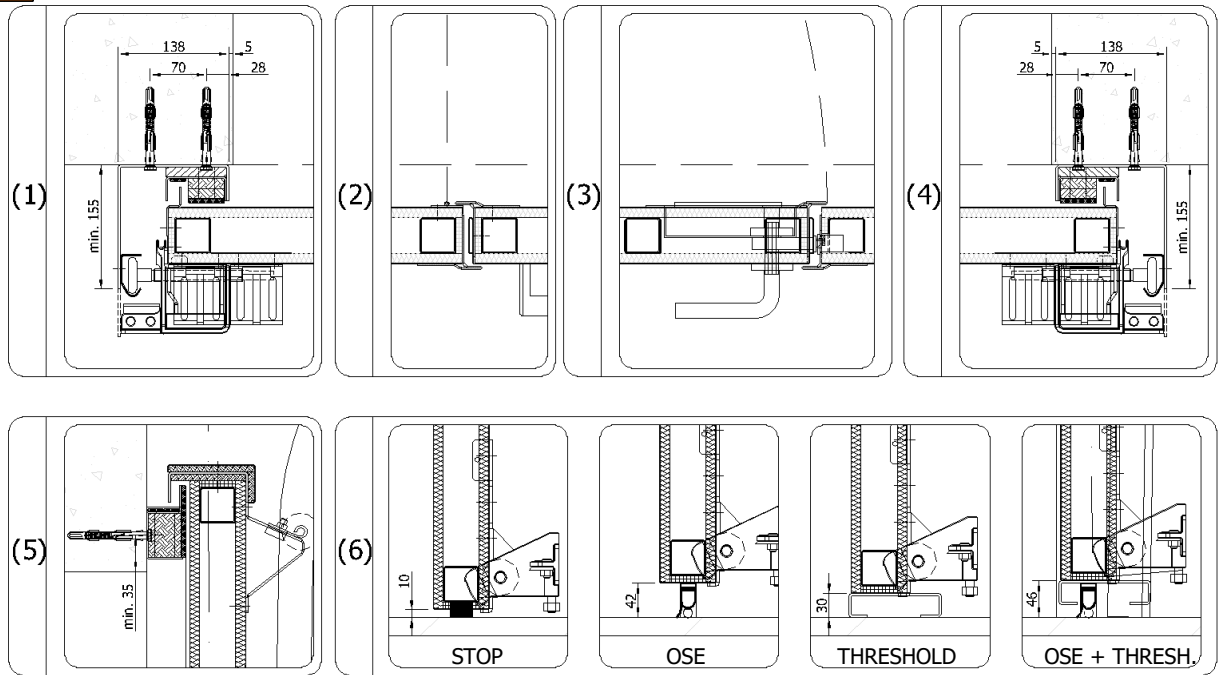
VERTICAL LINTEL



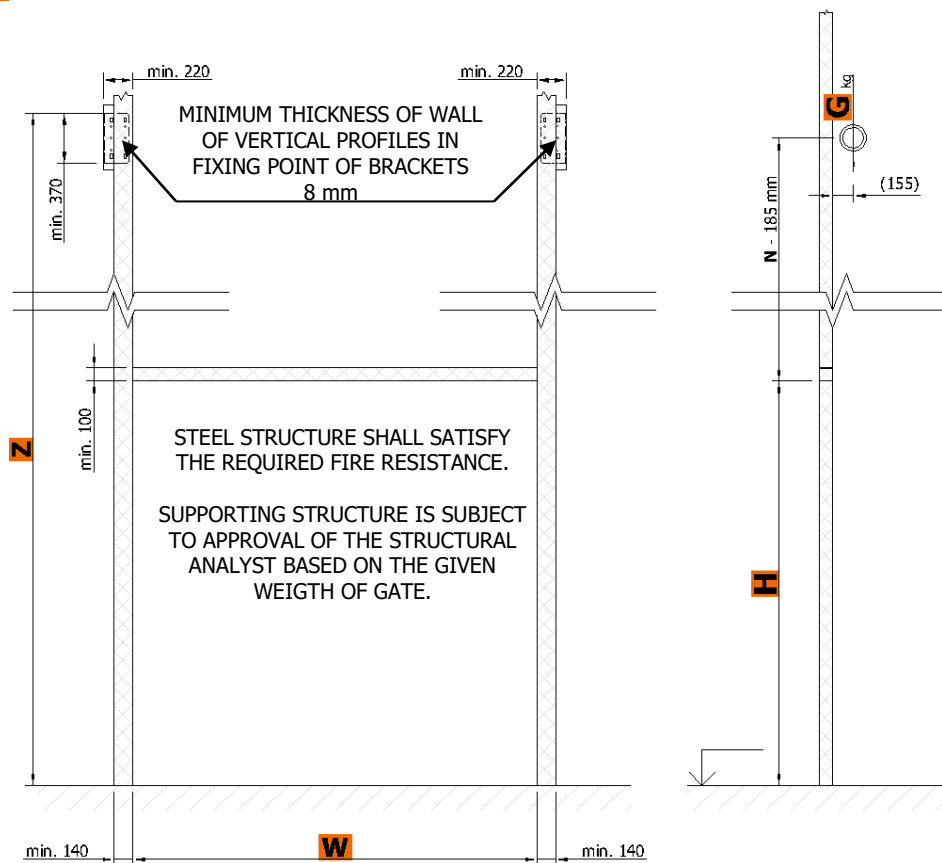
- OGS with passage door:
H min. = 2100 mm, next higher dimension is H = 2367 mm and then height of your choice.
- passage door can be opened only into opening.
- $W \times H = \text{max. } 16 \text{ m}^2$

W	opening width	= max. 6000 mm	H	opening height	= max. 6000 mm
A	height of section	= 267 mm to 534 mm, height of section with passage door always 534 mm			
B	height of section	= 267 mm to 534 mm			
E	internal pitch of motor brackets	= $W + 60 \text{ mm}$			
N	lintel	= $H + 500 \text{ mm}$			
M	space from edge of opening	= 410 mm to 450 mm			
X	axis of roller	= $Z - 185 \text{ mm}$			
Z	overall height	= $2x H + 500 \text{ mm}$			

Average weight of gate leaf = 70 kg/m² (EI 60)
Average weight of gate leaf = 55 kg/m² (EI 15 to EI 45, EW 15 to EW 90)



Minimum required dimensions of steel structure



Construction readiness of the opening is secured by the customer according to the requirements of the contractor and depending on the type of jamb and lintel of the opening.

Anchor brackets can be fixed with anchor bolts (concrete, solid brick), or to anchor targets with bolts through wall (foam silicate, gas silicate or breeze (hollow) blocks), or to prepared steel structure with appropriate fire resistance (plasterboard wall, sandwich panels etc.). It is necessary to respect the flatness of the wall and the floor with a tolerance of max. 3 mm/m.

Technical changes reserved.

Would you like to know more? Contact us.